


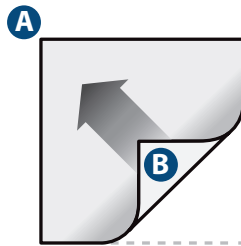
Make Your Own Kitchen Bin Liner

Reuse newspapers or flyers to make your own compostable bin liner at home. Wrapping your food waste in newspaper can help keep your kitchen bin clean and free of odours. Use our quick guide for making your own kitchen bin liner at home.

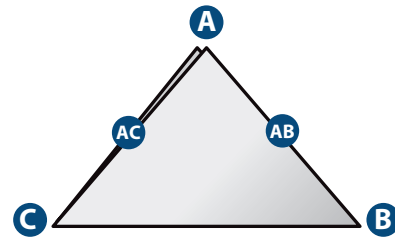
- 1** Offset or trim 3–4 sheets of paper to create a square.



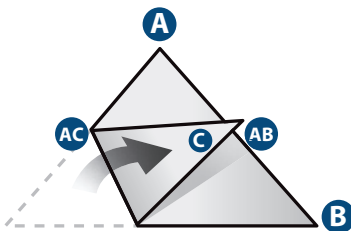
- 2** Fold point B to point A.



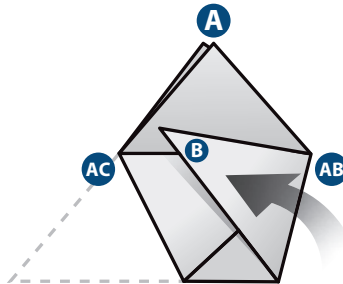
- 3** You now have a triangle shape.



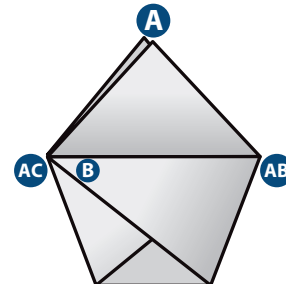
- 4** Bring point C of the triangle to point AB.



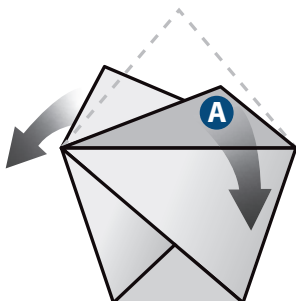
- 5** Now bring point B over to meet point AC.



- 6** You now have a pentagon shape.



- 7** Split apart the top flap (point A) and fold down both sides.



- 8** You now have a paper pouch!



- 9** Spread apart sides of paper pouch and place into your organics bin.

